

SKIP*HOP®



BEARY CUTE™ take-along nightlight

Always dispose of used batteries properly. See section on safety and disposal information. • Batteries are to be inserted with the correct polarity. • Do not burn batteries. • Non-rechargeable batteries are not to be recharged. • Rechargeable batteries are only to be charged under adult supervision. • Rechargeable batteries are to be removed from the toy before being charged. • Exhausted batteries are to be removed from the toy. • The supply terminals are not to be short-circuited. • Different types of batteries or new and used batteries are not to be mixed. • Do not mix alkaline, standard (carbon-zinc), or rechargeable batteries.



CONSUMER INFORMATION: SAFETY AND DISPOSAL

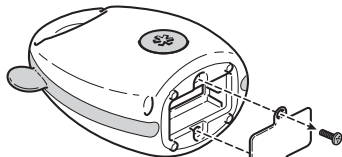
At end of product life remove batteries from product by following the battery replacement instructions. Substances used in batteries pose potential environmental and health effects.

Do not mix waste batteries with other waste. Keep waste batteries separate. Do not dispose of by landfill or by incineration. Return waste batteries to your point of purchase or recycle center. Recycle all waste batteries per local regulation. Do not dispose of Waste Electrical Electronic Equipment (WEEE), including batteries, in unsorted municipal waste; collect separately. Dispose of at WEEE collection sites per local regulation. WEEE contains chemicals that are hazardous to the environment and human health. The end-user's participation is critical to the success of WEEE collection.

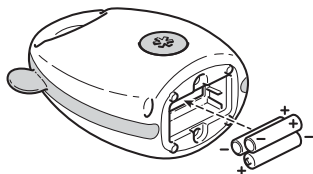
Please retain this information for future reference.

Auto-off after 30 mins. Press power button to restart.

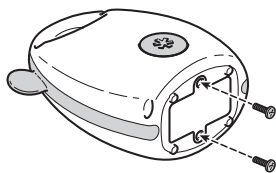
Install/replace batteries:



1. Loosen the battery door screw using a Philips head screwdriver.



2. Open battery door compartment and insert three new AAA (1.5V) Alkaline batteries. Be sure to insert with correct polarity.



3. Position the battery door securely back into place and tighten with a screwdriver.

***Batteries should be replaced by an adult.**

Adult assembly required.

CLEANING & CARE: Clean with dry cloth only. Do not drop on hard surfaces or expose to moisture. Do not submerge in water.

© Skip Hop, Inc.

100 W 33 ST, STE 1125, NY, NY 10001

In the US: 888.782.9548

US warranty: www.skiphop.com

90214410-01